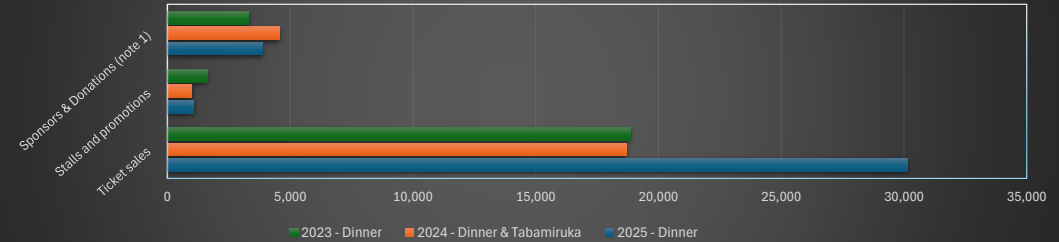


Annual Dinner 2023 - 2025

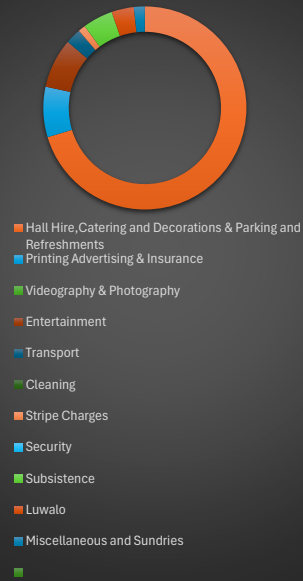
Income	2025 - Dinner	2024 - Dinner & Tabamiruka	2023 - Dinner
Ticket sales	30,150	18,693	18,850
Stalls and promotions	1,080	1,000	1,630
Sponsors & Donations (note 1)	3,855	4,550	3,300
Total	35,085	24,243	23,780

Income: 2023 - 2025

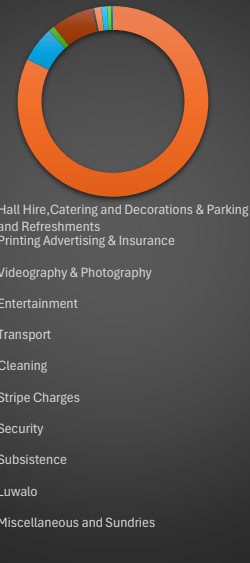


Expenditure	2025 - Dinner	2024 - Dinner & Tabamiruka	2023 - Dinner
Hall Hire,Catering and Decorations & Parking and Refreshments	23,790	22,782	18,273
Printing Advertising & Insurance	2,709	1,661	1,800
Videography & Photography	0	300	800
Entertainment	2,680	2,000.00	1,800.00
Transport	831	60	300
Cleaning	0	0	300
Stripe Charges	387	329.00	250.00
Security	0	280.00	-
Subsistence	1,626.35	200	150
Luwalo	1,200.00	0	0
Miscellaneous and Sundries	590.00	77	150
Total	33,813	27,689	23,823
Surplus/(Deficit)	1,272	(3,446)	(43)

2025 - Dinner Expenditure



2024 - Dinner & Tabamiruka Expenditure



2023 - Dinner Expenditure

